

first need[®] deluxe[®]

Drinking Water Purification System
with Field Serviceable Pump, Float & Prefilter

INSTRUCTIONS

Keep with your First Need[®] Purification System

EASY TO USE

- No chemicals required.
- No boiling.
- No brushing.

FEATURES

- *With pumping*, provides 1.8 quarts of purified water per minute. Avg. capacity of 125 gallons (varies with source water).
- With gravity flow, "Matrix Pumping™" provides purified water *with no pumping*.
- Prevents exposure to Giardia and Cryptosporidia.

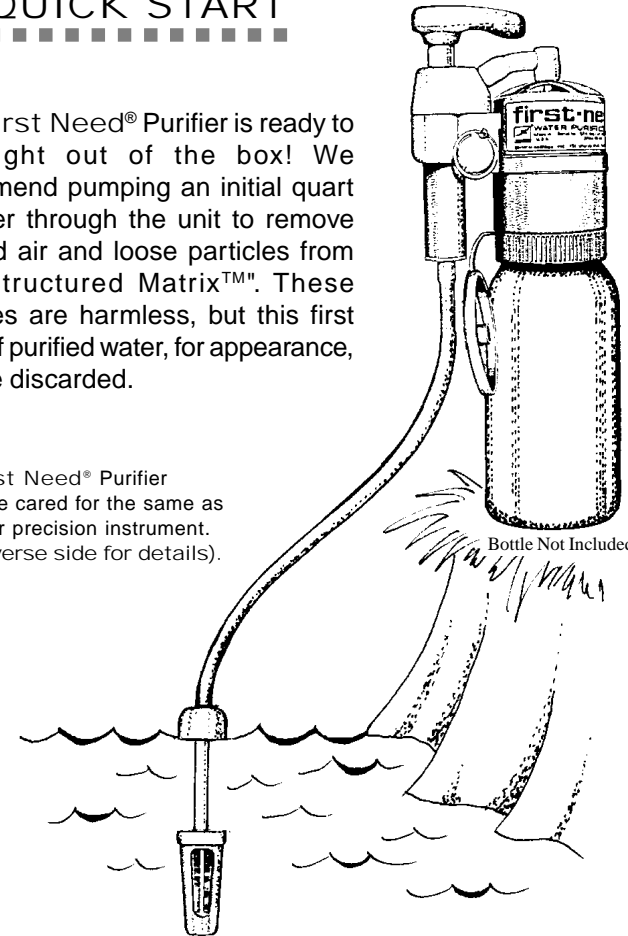


Certified to meet EPA Guide Standard for Microbiological Purifiers against Bacteria, Cysts and Viruses!

QUICK START

Your First Need[®] Purifier is ready to use right out of the box! We recommend pumping an initial quart of water through the unit to remove trapped air and loose particles from the "Structured Matrix™". These particles are harmless, but this first quart of purified water, for appearance, may be discarded.

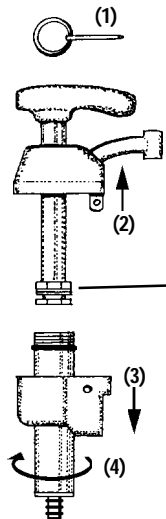
Your First Need[®] Purifier should be cared for the same as any other precision instrument. (See reverse side for details).



Bottle Not Included.

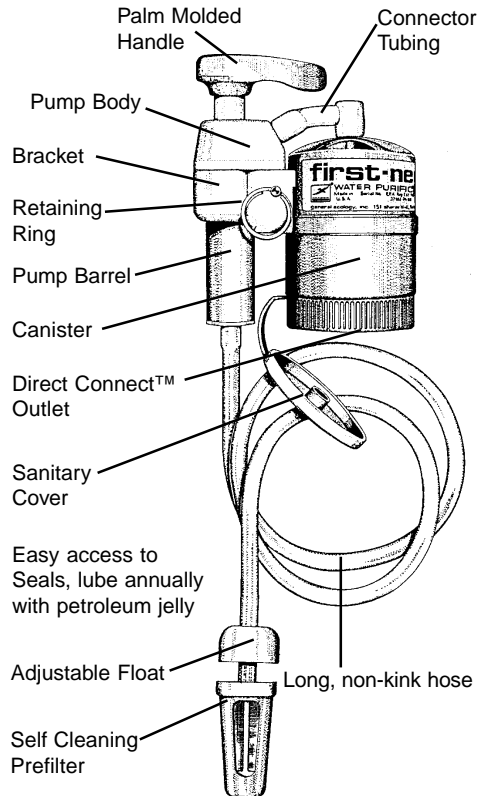
BREAK DOWN

- (1) Pull retaining pin out.
- (2) Lift connector tube from canister, Slide pump body up.
- (3) Slide bracket down.
- (4) Unscrew pump barrel.



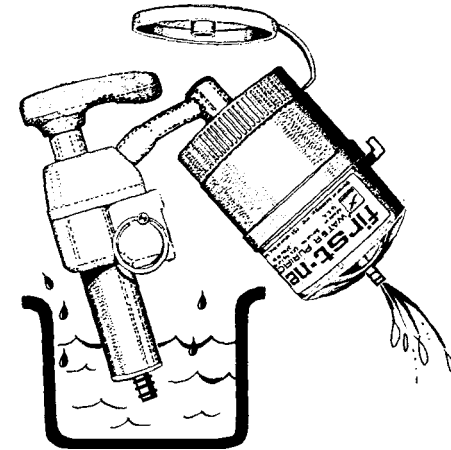
Flow Rate=1.8 qts. per min.
 Micron Retention=0.1 nominal
 (0.4 absolute)

PARTS



Weight=15 oz.
 Capacity=125 gallons
 (varies with source water)

BACKWASH INSTRUCTIONS



Backwash - During trip to clean or unclog:

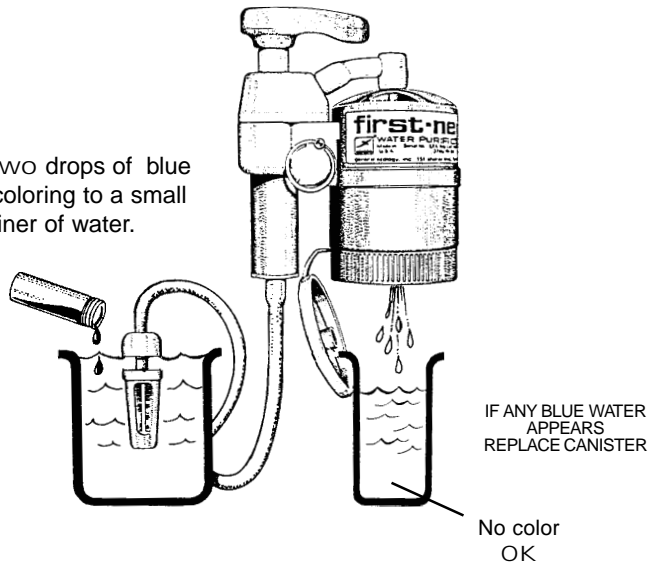
1. Pump purified water slowly backward through canister as shown.

Backwash - Pre-storage clean:

1. Add 5 drops of household bleach to one quart of purified water.
2. Pump this water slowly backward through canister as shown.
3. Air dry—store in a clean, dry area away from fumes.

INTEGRITY TEST PROCEDURE

Add two drops of blue food coloring to a small container of water.

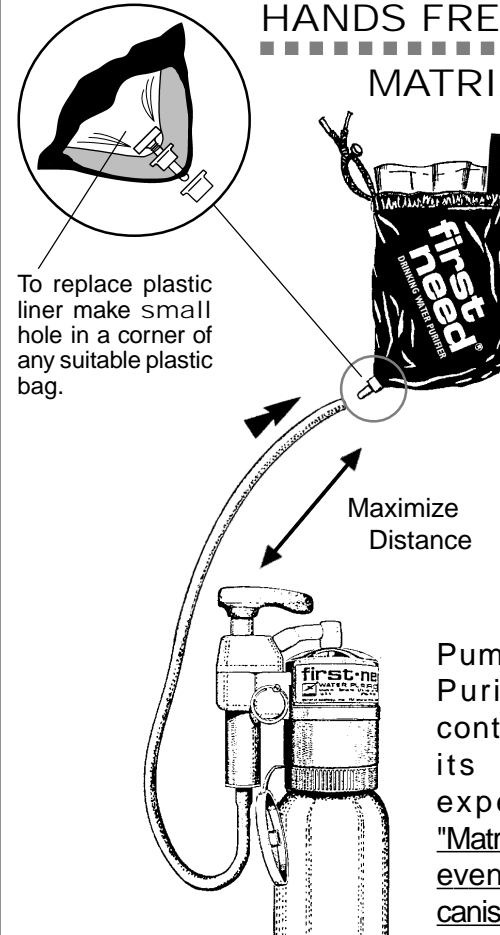


"Blue Dye" test:

Pump colored water through canister as shown. If the purified water is still colored, even faintly, the internal canister matrix has most likely been damaged and *The Canister Can Not Be Relied Upon Under This Condition And Must Be Replaced.**

*NOTE: Because the initial flow from a new purification canister may contain black "fines" from the manufacturing process it is best to pump at least a quart of water before doing an integrity test to avoid possible confusion.

HANDS FREE PUMPING MATRIX PUMPING



Pump to start flow. Purified water will continue to flow on its own after air expels from line. "Matrix Pumping" works even with a clogged canister.

STORAGE



1. Pump unit as dry as possible to expel loose water before storage.
2. Replace sanitary cover.
3. Entire unit can be stored in nylon bag.
4. Do not store inside "Matrix Pumping" clear plastic bag.
5. For long term storage, see backwash instructions for cleaning before storage.

HELPFUL TIPS FOR OPTIMUM USE




1. Remember to perform "blue dye" test before each trip and check that pump is in working order.
2. Use the cleanest water source available.
3. If pumping becomes difficult, backwash or replace canister.
4. Remember "Matrix Pumping" works even with a clogged canister.
5. Avoid freezing or high shock loads - perform integrity test procedure if canister freezes or receives a shock.
6. Store in a clean, dry area away from fumes.
7. Questions, replacements, contact us at 800-441-8166 or www.generalecology.com

GENERAL ECOLOGY™ PURIFIERS



CALL 800-441-8166 EST M-F



SEAGULL® IV X-1FP Nature-Pure® Countertop

Add purity to your life...for more information about SEAGULL® IV and Nature-Pure® point-of-use drinking water purifiers and other General Ecology™ products please contact:

General Ecology, Inc.

the pure science of safe water™



151 Sheree Blvd., Exton, Pennsylvania 19341 USA

Technical Questions (610)-363-7900
800-441-8166 EST M-F (for retail orders)
24 hr. Fax (610)-363-0412
e-mail: info@generalecology.com
www.generalecology.com